



V.M.V.V.Sangha's

**V.M.K.S.R. Vastrad Arts, Science and  
Vijay Shankarappa Bellihal Commerce College, Hungund**



## *7. Institutional Values and Best Practices*

7.1.1: Institution has initiated the Gender Audit and measures for the promotion of gender equity during the last five years. Describe the gender equity & sensitization in curricular and co-curricular activities, facilities for women on campus etc., within 500 words



Submitted to  
National Assessment and Accreditation Council  
Bengaluru

## TABLE OF CONTENTS

SL. NO.	SECTIONS
01	Introduction
02	Gender sensitive features of college
03	Gender policy
04	Objectives of gender audit
05	Methodology for gender audit
06	Gender parity among stakeholders
07	Gender wise details of Total Students in the College
08	Gender wise details of total Students in B.A
09	Gender wise details of total students in B.Com
10	Gender wise details of total students in B.Sc
11	Gender wise details of total students in NCC
12	Gender wise details of total students in NSS
13	Gender wise details of total students in Scouts and Guides
14	Enabling Infrastructure
15	Conclusion



  
Principal  
Vijaya Mahantesh Krupaposhit  
S.R.Vestrad Arts, Science and Vijay  
Shankarappa Bellihal Commerce College  
Hungund-587118 (Dist:Bagalkot-Karnataka)

## **Gender Audit Report**

### **I. Introduction:**

V.M.K.S.R. Vastrad Arts, Science & Vijay Shankarappa Bellihal Commerce College, Hungund had this prosperous revolutionary legacy. The college decided to conduct Gender Audit for its fourth re accreditation on this rich background. Moreover, the authorities of college, sensitive towards gender justice, were eager to conduct Gender Audit. Gender Audit is a tool of mainstreaming gender. It allows institutions like college to take a review of their organizational culture which discriminate against women beneficiaries. Gender Audit establish a base line against which progress can be measured over time, identifying critical gender gaps and challenges, and making recommendations of how they can be addressed through improvements and innovations.

### **II. Gender Sensitive Features of College**

Having a huge campus, security is one of the greatest challenges. But through a network of security personal and CCTV Cameras College has assured a safe and healthy atmosphere. Any unwarranted incident especially related to women's safety is curtailed through this mechanism.

To address the health issues both physical & psychological of all stakeholders, especially female faculties and students, a medical officer is available at healthcare Centre.

V.M.K.S.R. Vastrad Arts, Science & Vijay Shankarappa Bellihal Commerce College has taken a decision of drafting a Gender Policy. This Policy document guides all the college stakeholders while formulating policy, taking decision, recruiting the staff, creating infrastructure etc. This is a guiding document to bring about gender parity at the institute.

### **III. Gender Policy**

- There shall not be any kind of discrimination on the basis of gender
- The institution shall provide equal opportunity for all gender
- Freedom for all genders to express of free and fair opinion
- There must be an accessible, active, unbiased, and confidential grievance

readdress cell

- The institute shall arrange effective measures for the safety and security of all gender

#### **IV. Objectives of Gender Audit**

The Gender Audit has the following objectives:

- To find out the areas where gender imbalance exists and the factors behind it
- To establish good gender balance indecision-making processes in all areas of the college activities.
- To suggest measures for bridging the gender gap.
- To foster gender equality in all aspects of college community.
- To see the work and capacity for prevention of sexual harassment at the college

#### **V. Methodology for Gender Audit**

- Planning
- Collection of Data
- Tabulation and analyze the data
- Draft Report
- Final Report

#### **VI. Gender Parity among stakeholders**

The V.M.K.S.R. Vastrad Arts, and V.S. Bellihal Commerce College, being a responsible institute imparting educating has many stakeholders. These are as follows:

1. Total students admitted to the regular Programs of the college
2. Students admitted to the B.A. Programe
3. Students admitted to the B.Sc. Programe
4. Students admitted to the B.Com. Programe
5. Students admitted to NCC
6. Students admitted to NSS
7. Students admitted to Scouts and Guides

Following are the details of gender parity (Male-Female ratio) among all these stakeholders.

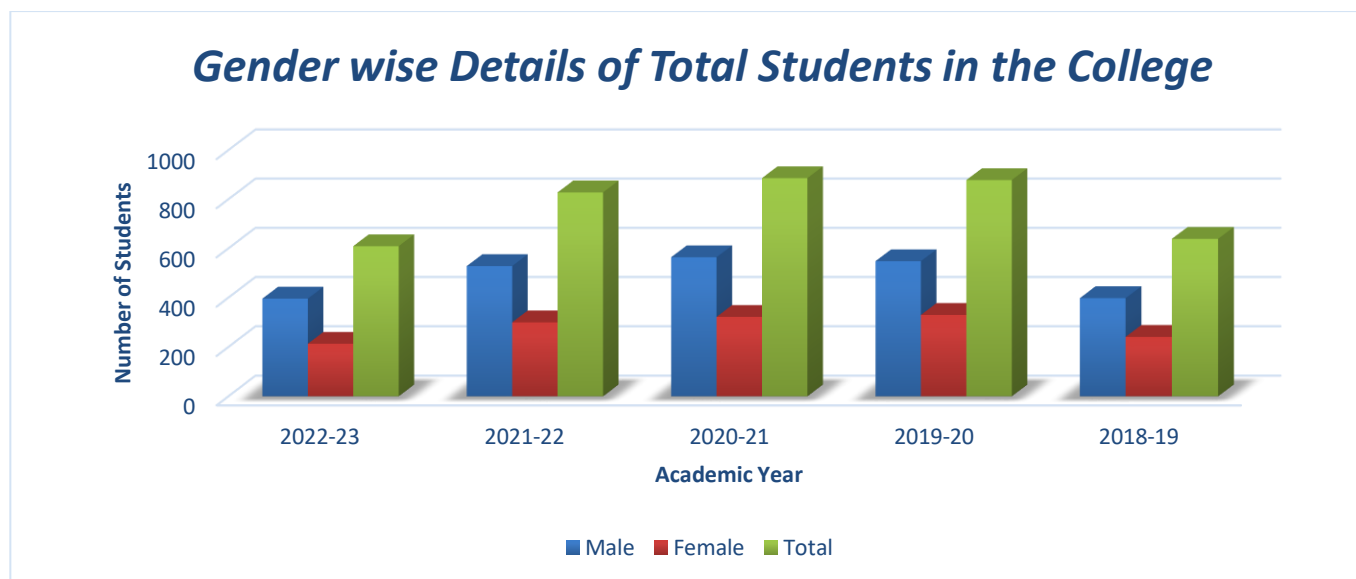
## VII. Students admitted to the regular Programs of the college

The college provides B.A., B.Sc., and B.Com. programmes. The below statistics give the details of male female student ratio in the college.

**Table1: Gender wise Details of Total Students in the College**

Year	Number of Students			Ratio	
	Male	Female	Total	Male %	Female %
2022-23	396	213	609	<b>65.02</b>	<b>34.97</b>
2021-22	528	300	828	<b>63.76</b>	<b>36.23</b>
2020-21	564	322	886	<b>63.65</b>	<b>36.34</b>
2019-20	548	330	878	<b>62.41</b>	<b>37.58</b>
2018-19	398	241	639	<b>62.28</b>	<b>37.71</b>

**Figure: 1. Gender wise Details of Total Students in the College**



The above data shows that male students are dominating during the assessment period. The table shows; year wise gender classification of male and female strength of students and the total number of admissions to the college.

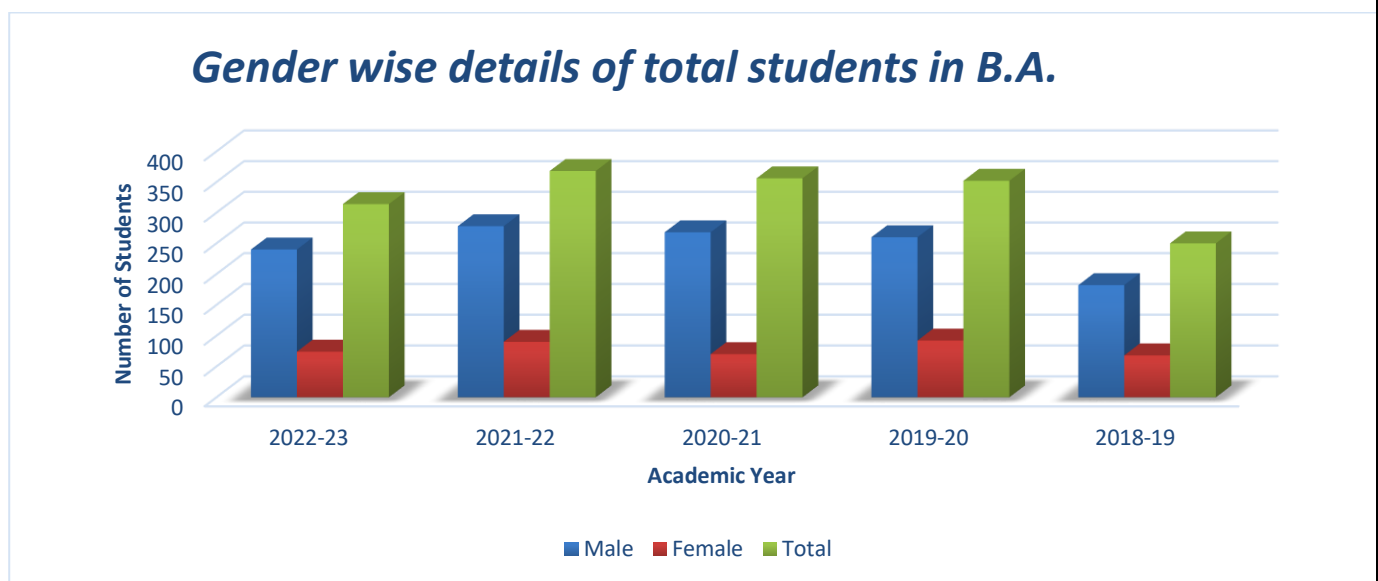
### VIII. Students Admitted to the B.A. Programs in the College

The below statistics shows the details of male female student ratio in the B.A. program

**Table: 2 Gender wise Details of total Students in B.A**

Year	Number of Students			Ratio	
	Male	Female	Total	Male %	Female %
2022-23	240	74	314	<b>76.43</b>	<b>23.56</b>
2021-22	278	90	368	<b>75.54</b>	<b>24.45</b>
2020-21	268	70	338	<b>79.28</b>	<b>20.71</b>
2019-20	260	92	352	<b>73.86</b>	<b>26.13</b>
2018-19	182	68	250	<b>72.80</b>	<b>27.20</b>

**Figure: 2 Gender wise Details of Total Students in B.A**



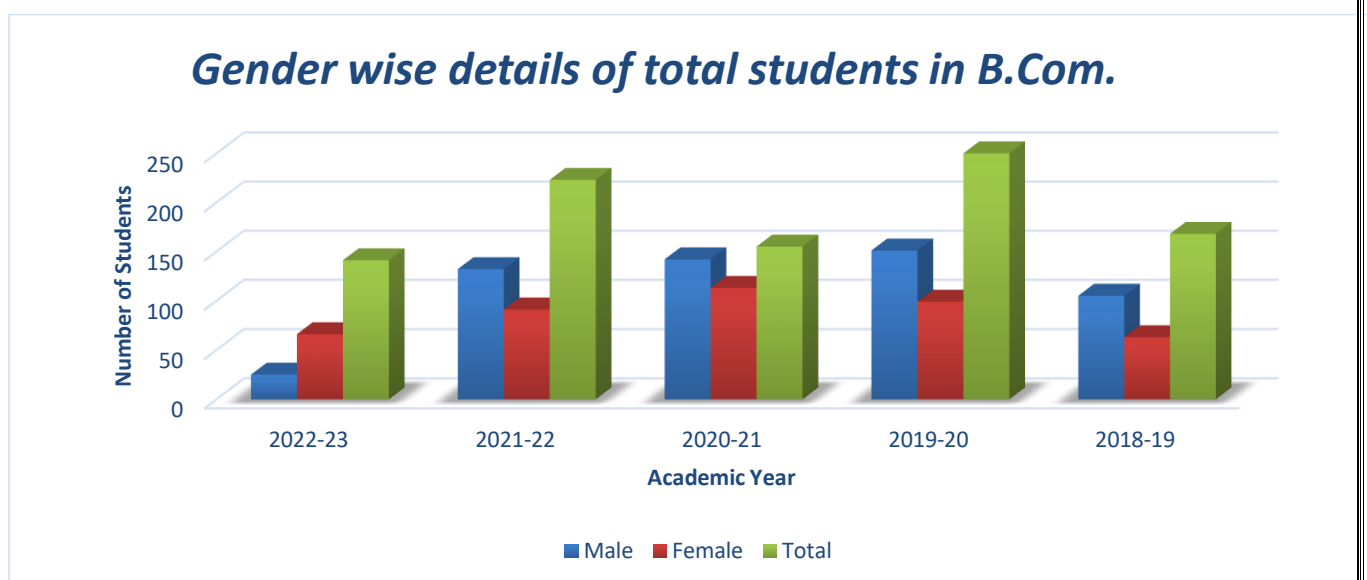
## IX. Students admitted to the B.Com Programme.

The below statistics give the details of male female student ratio in the B.com programme

**Table: 3 Gender wise Details of total students in B.Com**

Year	Number of Students			Ratio	
	Male	Female	Total	Male %	Female %
2022-23	55	86	141	39.00	60.99
2021-22	132	91	223	59.19	40.80
2020-21	142	113	255	55.68	44.31
2019-20	151	99	250	60.4	39.6
2018-19	105	63	168	62.5	37.5

**Figure: 3 Gender wise Details of Total Students in B.Com**



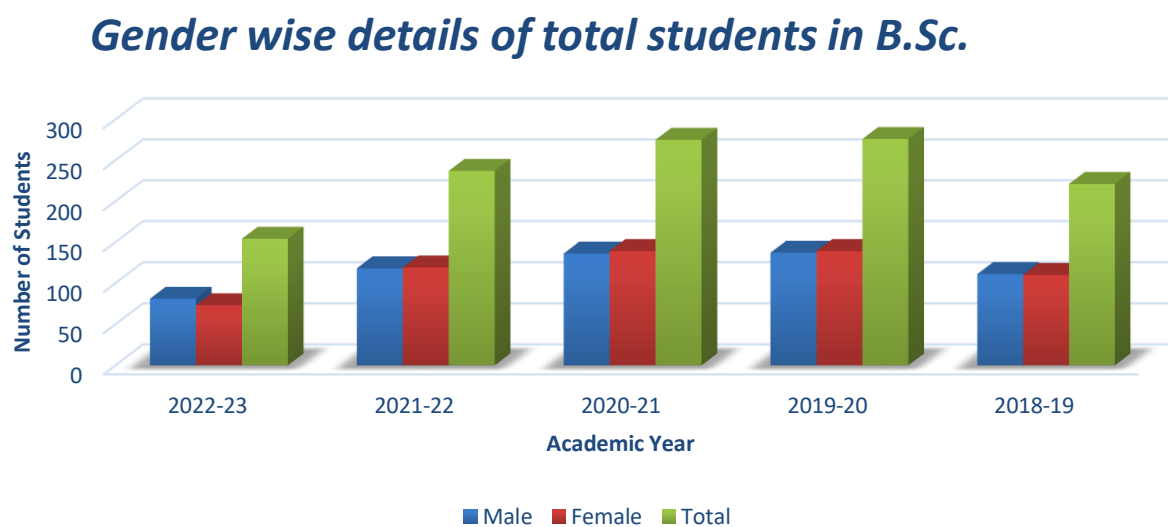
## X. Students admitted to the B.Sc Programme.

The below statistics give the details of male female student ratio in the B.com programme

**Table: 3 Gender wise Details of total students in B.Sc**

Year	Number of Students			Ratio	
	Male	Female	Total	Male %	Female %
2022-23	81	73	154	52.59	47.40
2021-22	118	119	237	49.78	50.21
2020-21	136	139	275	49.45	50.54
2019-20	137	139	276	49.63	50.36
2018-19	111	110	221	50.22	49.77

**Figure: 3 Gender wise Details of Total Students in B. Sc.**



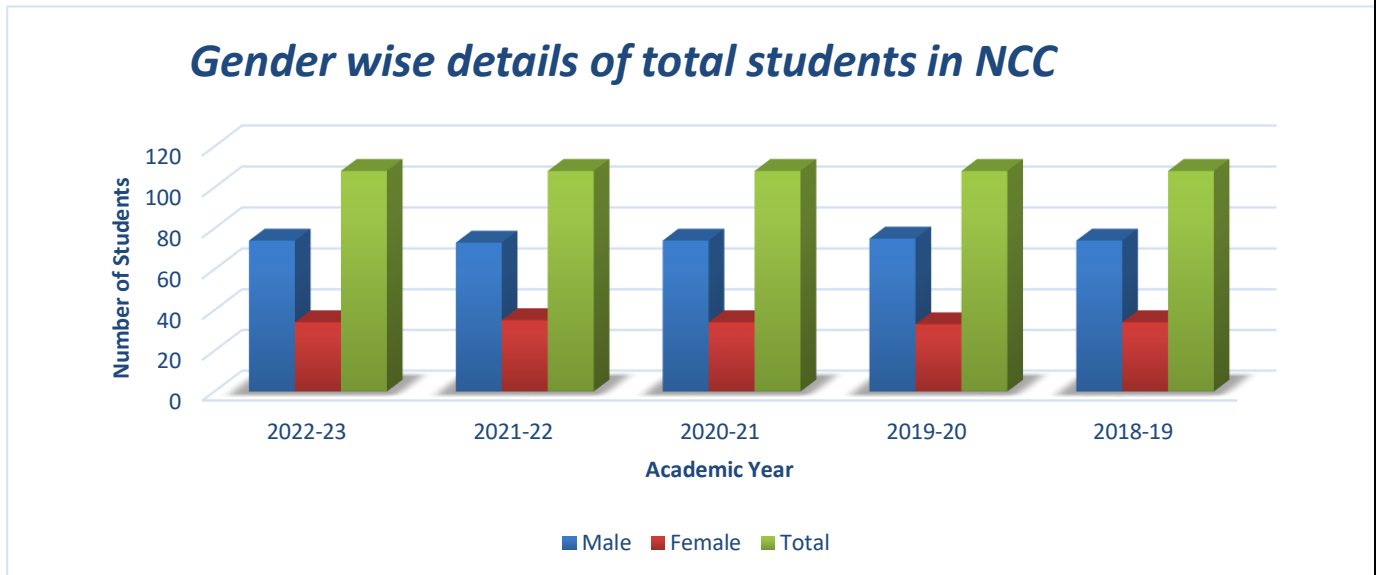


## XI. Students Admitted to NCC

**Table: 6 Gender wise Details of total students in NCC.**

Year	Number of Students			Ratio	
	Male	Female	Total	Male %	Female %
2022-23	74	34	108	68.51	31.48
2021-22	73	35	108	67.59	32.40
2020-21	74	34	108	68.51	31.48
2019-20	75	33	108	69.44	30.55
2018-19	74	34	108	68.51	31.48

**Figure: 6 Gender wise Details of total students in NCC.**



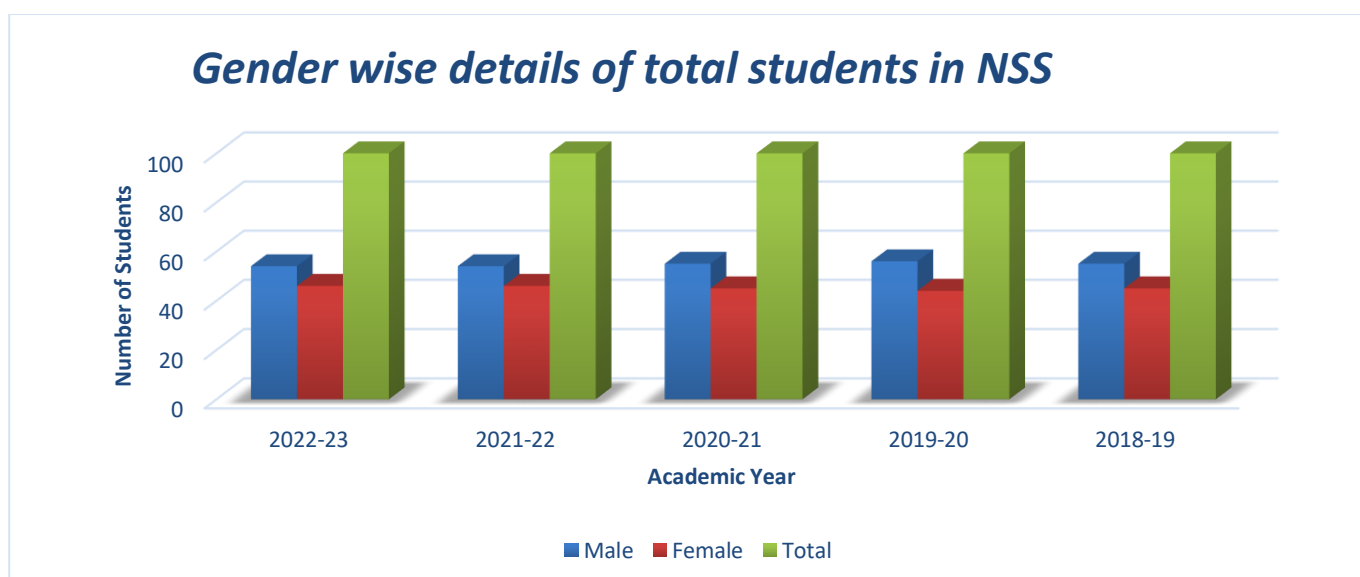
The number of students in NCC is fixed and it is always full

## XII. Students Admitted to NSS

**Table: 7 Gender wise Details of total students in NSS**

Year	Number of students			Ratio	
	Male	Female	Total	Male %	Female %
2022-23	54	46	100	54	46
2021-22	54	46	100	54	46
2020-21	55	45	100	55	45
2019-20	56	44	100	56	44
2018-19	55	45	100	55	45

**Figure: 7 Gender wise Details of total students in NSS**



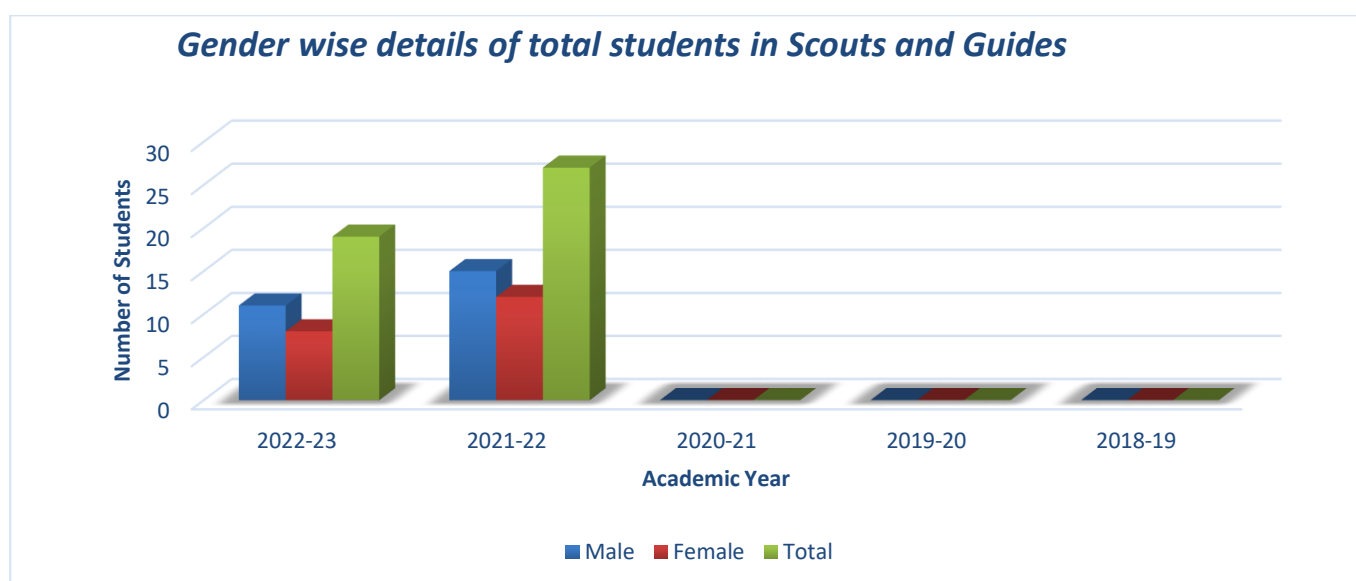
College has a NSS unit and students from all the departments get enrolled and participate in the unit. The above data shows NSS male female students ratio in college as a whole.

### XIII. Students Admitted to Scouts and Guides

**Table: 7 Gender wise Details of total students in scouts and Guides**

Year	Male	Female	Total	Male%	Female%
2022-23	11	08	19		
2021-22	15	12	27		
2020-21	-	-			
2019-20	-	-			
2018-19	-	-			

**Figure: 7 Gender wise Details of total students in Scouts and Guides**



College has a Scouts and Guides unit as well. It started from the year 2021-22. Any student irrespective of his department can get enroll to this unit. The above data shows male female students ratio in scouts and guides unit.

#### **XIV. Enabling Infrastructure**

The College has very facilitating environment for education especially for women. All the infrastructures of the college campus are gender friendly.

1. College equipped with Clean Ladies Wash rooms for faculties and students
2. 24/7 Security and CCTV Cameras
3. Ladies Rest Room
4. Ladies Reading Room
5. Ladies Hostel
6. Gym
7. Anti-Ragging and Anti-Sexual Harassment Cell
8. Women Empowerment Cell

#### **Reflection of Gender in Syllabi of the College**

Gender biases in societal practices and policies have resulted in gender inequalities. It is believed that knowledge seeks to develop sensitivity to social Diversity and gender equality. In this context Rani Chennamma University has been taking initiatives in incorporating Gender issues in the syllabi. Following are the courses in which gender is reflected.

##### **Political Science:**

Liberty: Meaning and kinds of Liberty, Equality; Meaning Importance and kinds of equality, Rights : Meaning , importance, kinds of Rights Natural Theory of Rights Law : Meaning, Importance and kinds of Law Justice : Meaning, and Kinds- John Rawls theory of Justice.

##### **Sociology:**

Women Studies in India, Sex and Gender, Feminism, Gender Theories, Problems of Women, Empowerment of Women in India, Family in India, Marriage among Hindus, Muslims, and Christians, Divorce, Welfare of Weaker Sections.

##### **Commerce:**

Women and rural entrepreneurs – choice of ownership form for small enterprises.

#### **VII. Institutional Mechanism for Gender Equity:**

The college has following cells which deal with gender issues and women empowerment.

1. Women Empowerment Cell
2. Anti- Ragging and Anti – Sexual Harassment Cell
3. Readressal Cell
4. Placement Cell
5. Beti Bachao Abhiyan
6. Counselling Facilities

Similarly above committees are in place, for creating healthy and fearless atmosphere on the campus.

## Girls Hostel and Security:



## NCC Unit



## NSS Unit



## Bharat Scouts and Guides Unit





## Sports Participation



## Awareness Programs






## Activities of Women Empowerment Cell



## Cultural Activities



## HEALTH CARE



## **I. Salient Findings:**

- Success rate of girl students is higher than that of boys.
- The participation of girls in cultural activities is higher than boys.
- In sports the participation of boys is more than that of girls.
- In regular teaching staff the strength of female share lesser than male

## **II. Suggestions:**

- The number of female staff may be increased.
- Organize a walk, race, or athletic event for equity.

## **Conclusion:**

The study found that, gender equity goals and objectives are included in all the policies. Teachers, staffs and management encourage the gender equality and sensitivity in all activities of the college. Every year Women Empowerment Cell is regularly organizing functions like; Food Fest, Drawing, Rangoli, Quize Competition to the girl students